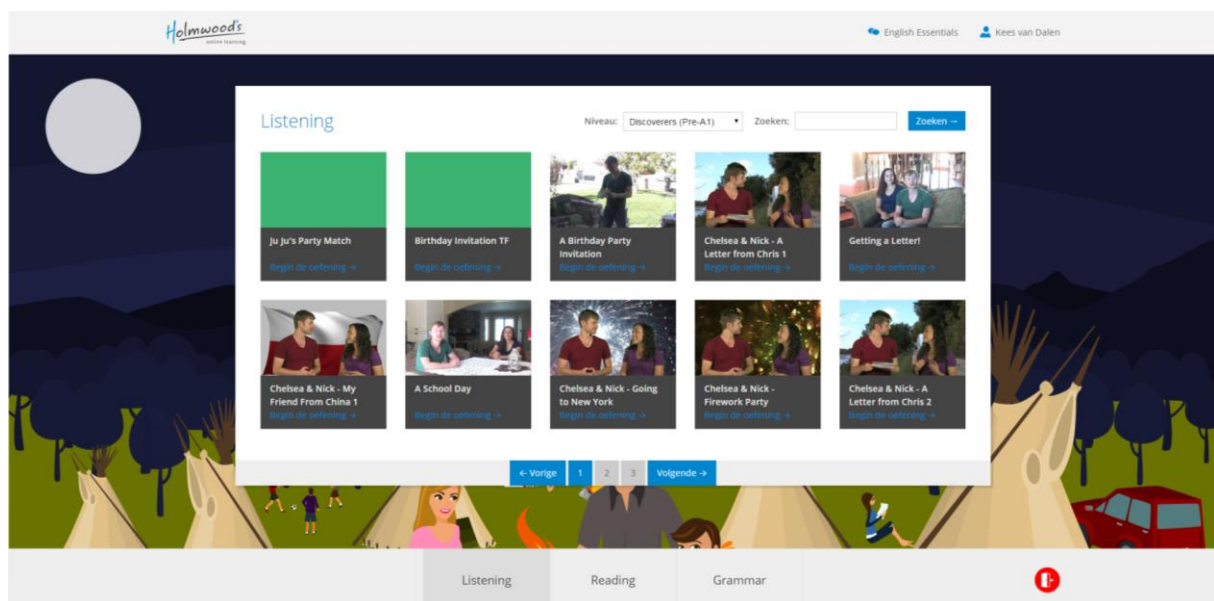


Quick Start Guide for individual users Holmwood's English Essentials

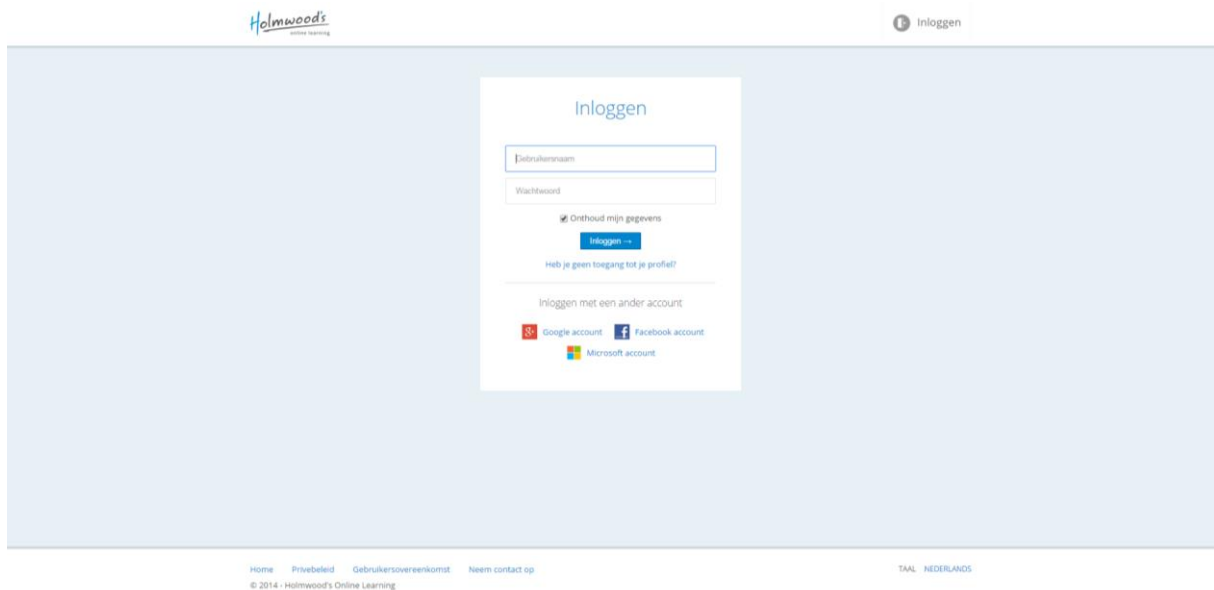


Contents

Logging In	3
Forgotten Password	3
Set your level	4
The level assessment test	4
The exercises.....	5
Results	5
Summary and timeline	5
Results per exercise.....	6
Settings.....	6
Automatic level adjustment	6
Do the level assessment test again	6
Do you need help?	7

Logging In

You can log into Holmwood's with your email address and password. The address of the learning platform is <https://learning.holmwoods.eu>. You can also log in using the link 'learning environment' on www.holmwoods.eu.



Forgotten Password

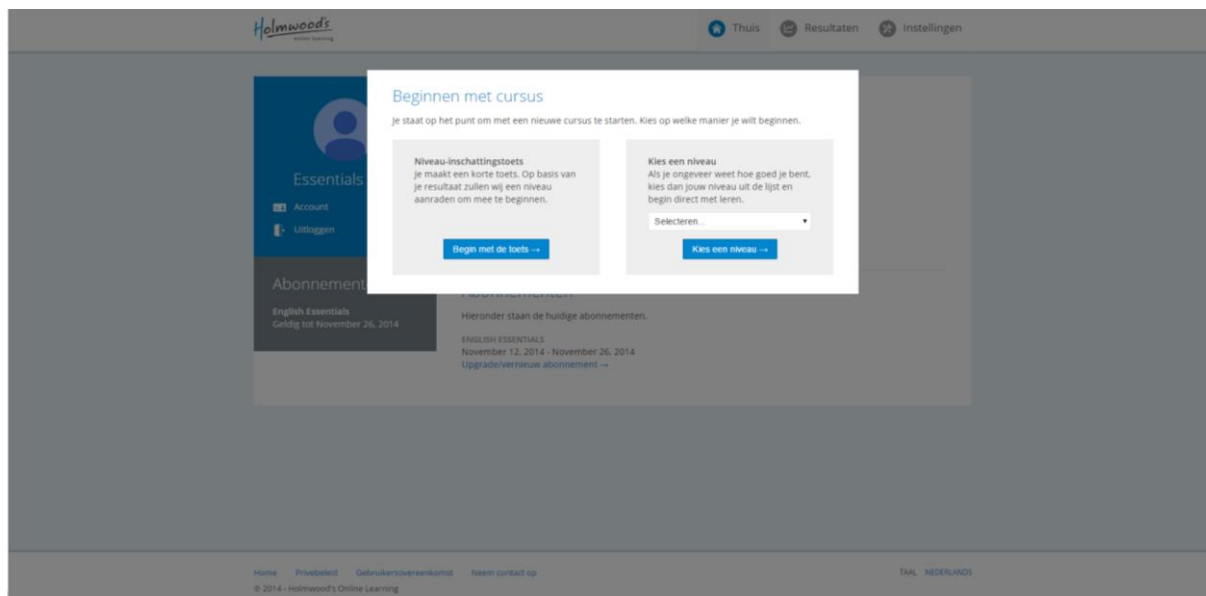
Have you forgotten your password? Then click on the link "Can't access your account?" on the login page or go to <https://learning.holmwoods.eu/Account/LostPassword>.

Note: Before you log in, check your browser is up-to-date! Our site works best with a recent version of Google Chrome. Also, Mozilla Firefox and Internet Explorer 11 are good options. You can check your browser version via <https://learning.holmwoods.eu/About/Device>.

Getting Started

Set your level

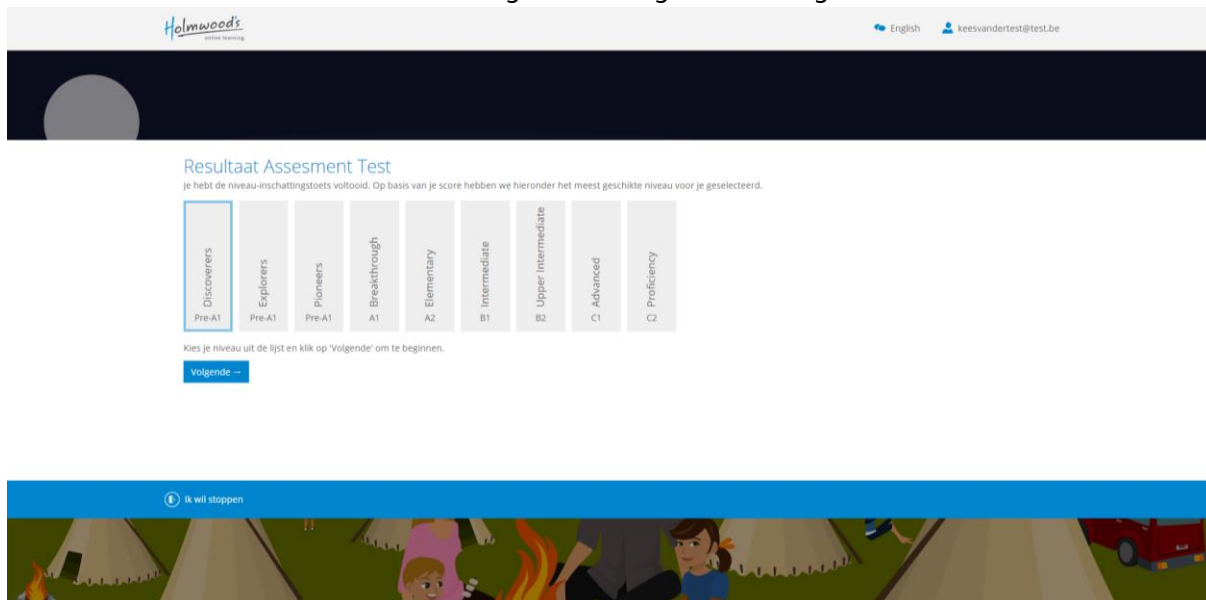
When you first log in, you see a window where you can set your level. Do you know how good you are? Then you can select your level. If you are not sure how good you are, you can do the level assessment test!



The level assessment test

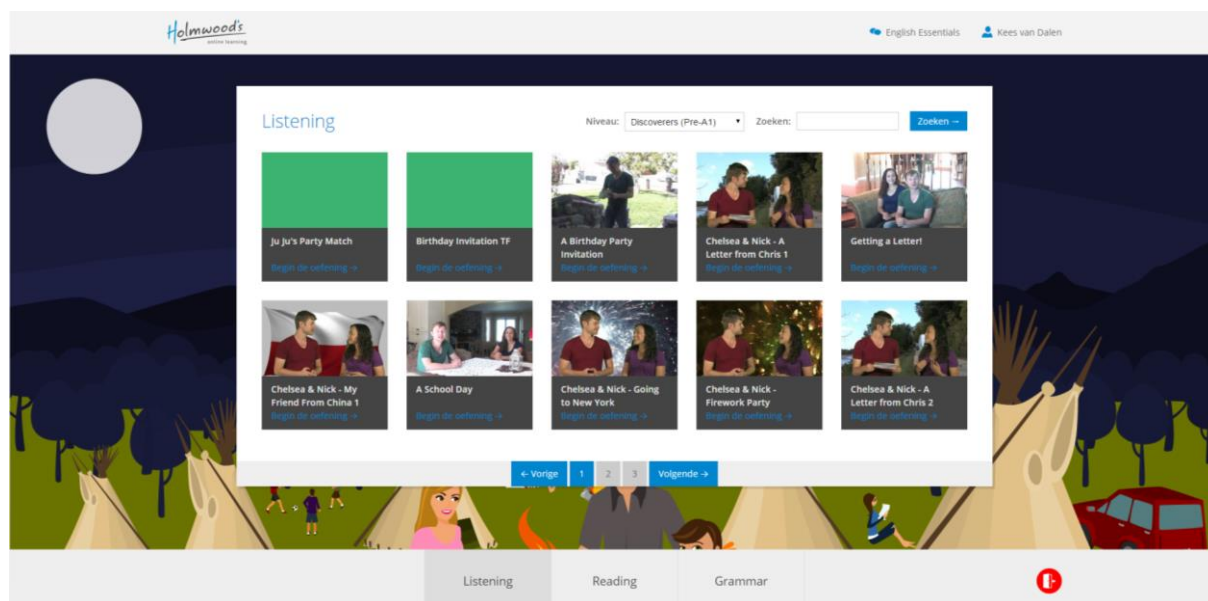
The level assessment test consists of a number of reading exercises, increasing in difficulty. After you have done the test, the program shows you which level is best for you. You can choose this level or a different level if you want.

Want to do the level assessment test again? Then go to "Settings".



The exercises

After your level has been set, you can start practicing! You can choose from Listening, Reading and Grammar.

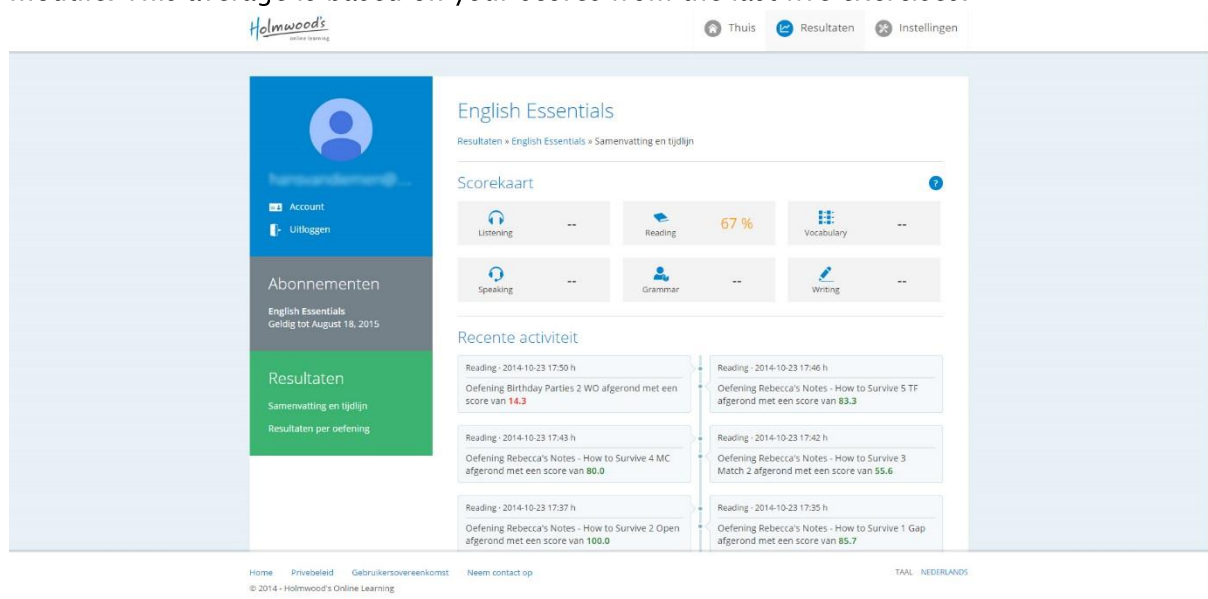


Want to go back to the homepage? Then click on the red button at the bottom right of the screen!

Results

Summary and timeline

Would you like your results? Then click on "Results" in the menu at the top of the homepage. You will see a timeline of all the exercises you've completed, and your average score per module. This average is based on your scores from the last five exercises.



Results per exercise

Click "Results per exercise" in the green menu on the left to check your results by exercise.

Resultaten van oefeningen

Resultaten » English Essentials » Resultaten van oefeningen

Cursus: English Essentials Module: Selecteren

Nummer	Oefening	Datum	Score
9827	Birthday Parties 2 WO	2014-10-23 17:50 h	14
4562	Rebecca's Notes - How to Survive 5 TF	2014-10-23 17:46 h	83
4561	Rebecca's Notes - How to Survive 4 MC	2014-10-23 17:43 h	80
4560	Rebecca's Notes - How to Survive 3 Match 2	2014-10-23 17:42 h	56
4559	Rebecca's Notes - How to Survive 2 Open	2014-10-23 17:37 h	100
4558	Rebecca's Notes - How to Survive 1 Gap	2014-10-23 17:35 h	86
8620	The Green House	2014-09-03 17:46 h	80
9964	When is Your Birthday? Match	2014-08-21 10:38 h	100
14781	Immigrants Match	2014-08-21 10:35 h	100
11134	Immigrants MC 2	2014-08-19 21:27 h	71

Settings

In the "settings" menu you can change the course settings.

Automatic level adjustment

If you complete a series of exercises with high grades, you will automatically be moved to a higher level. Do you have a lot of fail grades, you will be placed on a lower level. You can turn this feature on or off.

Do the level assessment test again

If you want to make the level assessment test again, click on "Retry the level assessment test".

Cursusinstellingen

Hier kun je de instellingen voor een cursus wijzigen. Kies eerst een cursus.

1 Selecteer een leerplan

Leerplan: English Essentials

2 Instellingen

Automatic Level Adjustment ☒

Niveau-inschattingstoets [Doe de niveau-inschattingstoets nogmaals →](#)

[Verzenden →](#)

Do you need help?

If you have questions or comments, please contact support@holmwoods.eu.
We're glad to help!